



Great North
Advanced Hardscape Solutions
www.greatnorthhardscape.com

Modular Suction System for the Master Hardscaper

Elite Suction System

**ES Power Pack with ES Housing
Unit and ES Pad
Size 18" x 36"**



ES Power Pack with Quick-E-Ergo Assist, ES 25' Hose and ES Pad Size 18" x 36"



ES Power Pack with the ES Housing Unit and ES Pad Size 18" x 36"



ES Power Pack with ES T-Handle and ES 25' Hose



ES Pad Size 18" x 36"

ES Power Pack with the Quick-E-Ergo XL


Pick Slabs Vertically + Horizontally!

- Light Weight
- Picks up 6"x6" pavers up to 2,400lb slabs
- Quiet - no loud vacuum lift or compressor needed when using ES Power Pack for non porous materials
- Inline venturi option available for picking porous materials w/compressor
- ES Power Pack includes 2 x Dewalt 20V Flex batteries with 6 hour run time & 1 hr fast charger to eliminate down time a annoying power cords.
- Use with an excavator, by hand, with the Quick-E-Ergo Assist or Quick-E-Ergo XL

Elite Suction System

ES All-Inclusive Package

ES012




Includes:

- 1 - ES Power Pack
- 1 - ES Housing Unit
- 1 - Battery Charger
- 2 - 20v 6Ah Batteries
- 1 - ES T Handle
- (1 - 6" x 6" & 1 - 10" x 10" Pad)
- 1 - ES 25' Hose
- 1 - ES 18" x 36" Pad
- 1 - ES 16" x 18" Pad
- 1 - ES 12" x 36" Pad
- 1 - ES 12" x 12" Pad

ES Power Supply Package

ES013




Includes:

- 1 - ES Power Pack
- 1 - ES Housing Unit
- 1 - Battery Charger
- 2 - 20v 6Ah Batteries

Build Your Own Set-Up

ES Power Pack

ES001



The powerhouse behind the Elite Suction System.

- 2-20v 6Ah batteries & 1-charger included
- Includes strap for the ES Housing Unit

ES Housing Unit


ES009



- Needed to hold the power pack when using an excavator
- Allows slabs to be picked vertically
- Mounts to all 4 ES Pad Sizes

ES Power Pack - Wireless

ES002




The powerhouse behind the Elite Suction System.

- Suction & release using a remote or manually
- 2-20v 6Ah batteries & 1-charger included
- Includes strap for ES Housing Unit

ES Pad Size: 12" x 12"

ES006



- Weight Limit: 470lbs.
- Vertical Weight Limit: 155 lbs

ES Pad Size: 16" x 18"


ES004



- Weight Limit: 1,200lbs.
- Vertical Weight Limit: 400lbs

ES T-Handle

ES008



- Move small pavers from the pallet to the laying field.
- Includes Pad Sizes:
 - 6" x 6" (weight Limit: 125lbs)
 - 10" x 10" (Weight Limit: 350lbs)

ES Pad Size: 12" x 36"


ES005



- Weight Limit: 1,640lbs.
- Vertical Weight Limit: 492lbs.

with ES Venturi Option


ES008A



- Enables the ES T-Handle to pick porous materials using an air compressor

ES Pad Size: 18" x 36"

ES003



- Weight Limit: 2,400lbs.
- Vertical Weight Limit: 720lbs.

ES Inline Venturi

ES014



- Pick porous materials using any ES Pad with the Quick-E-Ergo Assist, Quick-E-Ergo XL, or an excavator
- For use with a compressor

ES 25' Hose

ES010



- 25' hose to connect the ES T-Handle to the Power Pack

www.greatnorthhardscape.com

Kitchener: 519.745.9996 | Montreal: 514.447.8924 | Vancouver: 604.283.9306
Toll Free: 1.800.720.SNAP(7627) | Fax: 519.745.8028 | sales@snapedge.ca