


Since 1990

GreatNorthHardscape.com

**SNAPEDGE PAVER RESTRAINT** - Ideal for all commercial & residential dense graded applications





- Made with 100% High Density Polyethylene (HDPE)
- ORIGINAL "Snip 'n Flex" design
- Structural 8 foot lengths
- Curved or straight installs
- TOP-to-BOTTOM connector holds in bedding & joint material better over the years



"OVERLAP" SYSTEM CONNECTS AT ANY NAIL BOSS LOCATION.

100% HDPE WITHSTANDS FREEZING TEMPS BEST, BEFORE AND AFTER INSTALLATION



RECOMMENDED SPIKE SPACING. One 10" SPIKE EVERY 24" ON STRAIGHT RUNS, EVERY 12" FOR CURVES & VEHICULAR APPLICATIONS.

**HYBRID "DUAL BASE" PAVER EDGE** - Ideal for all commercial & residential, open or dense graded base



HYBRID STAKE CREATES LATERAL SUPPORT IN LOOSE MATERIAL



VEHICULAR RATED



10" SPIKE INSERTS AT 60 DEGREES IN DENSE GRADE BASES

RECOMMENDED STAKE SPACING. 1 STAKE EVERY 12" FOR STRAIGHT RUNS, EVERY 6" FOR CURVES AND VEHICULAR APPLICATIONS. Edge Specs: 1 3/4" H x 2 1/2" W x 6'6" L

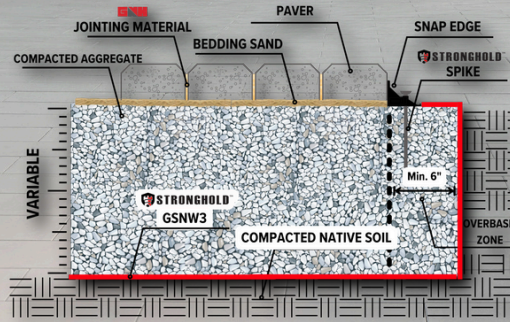
Contact us for further information:

Head Office: 120 Goddard Cres, Cambridge, ON, N3E 0A9 1.800.720. (SNAP) 7627 | Ontario 519.745.9996  
Montreal 514.447.8924 | Vancouver 604.283.9306  
orders@gnhardscape.com | Fax: 519.653.1308

Authorized Dealer:







## Barrier - Rigid and Flexible - 2 in 1

- Back wall height of 1 7/8" footing of 2 7/8"
- Lateral support for residential gardens, patios & paths
- Made with 100% high density polyethelene (HDPE)
- Concrete pavers, slabs, natural and wet cast stone

LENGTHS

6'8"



## Low Profile - Rigid and Flexible - 2 in 1

- Back wall height of 1 3/8" footing of 2 7/8"
- Lateral support for driveways, patios & paths
- Made with 100% high density polyethelene (HDPE)
- Concrete, porcelain and natural stone 1" - 2" thick

6'8"



## StrongHold Aluminum - Paver Edge

- Back wall height of 40mm
- Lateral support for driveways, patios & paths
- 100% recycled aluminum. Bendable to 90 degrees
- Concrete pavers, slabs, natural and wet cast stone

8'4"



## StrongHold Aluminum - Porcelain Paver Edge

- Back wall height of 15mm
- Lateral support for driveways, patios & paths
- 100% recycled aluminum. Bendable to 90 degrees
- Ideal for porcelain paver & tile systems on EASYClickbase applications. (See EASYClickbase installation guide)

8'4"



## EdgeCrete - Xtra Strong Fibre Reinforced Hardscape Edge

- A fiber reinforced, polymer modified concrete edge restraint
- Simple to Install – No spikes required
- Continuous lateral support for pavers, slabs, natural & wet cast stone
- Applications: open graded, permeable, overlay, dense graded, EASYClickbase and other synthetic base installations
- Formulated to withstand Canadian winters

Coverage:

17' Dense Grade

13' Open Grade

